








Campus EHS Recession Impact 2

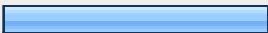




1. Budget Reductions: What budget reduction measures have been implemented or planned for the EHS office, department or function?			
	Current Year	Next Year	Response Count
No cuts	69.4% (25)	30.6% (11)	36
Cuts of 1%-3%	47.6% (10)	52.4% (11)	21
Cuts of 4%-6%	50.0% (11)	50.0% (11)	22
Cuts of 7%-9%	9.1% (1)	90.9% (10)	11
Cuts of 10-12%	40.0% (4)	60.0% (6)	10
Cuts of 12-15%	33.3% (1)	66.7% (2)	3
Cuts of more than 15%	50.0% (2)	50.0% (2)	4
		Other (please specify)	12
		<i>answered question</i>	72
		<i>skipped question</i>	2






**2. Specific Reduction Actions: Have any of the following actions been taken with respect to the EHS function?
(Check all that apply)**

		Response Percent	Response Count
Hiring freeze		63.4%	45
No salary increases		81.7%	58
Staff reductions		25.4%	18
Leave without pay		12.7%	9
Mandatory campus closing		1.4%	1
Travel restrictions		69.0%	49
Reduced training budget		33.8%	24
Other (please specify)			13
		answered question	71
		skipped question	3

3. Consultants and Contractor: Have any of the following actions been taken with respect to the use of consultants and contractors? (Check all that apply)

		Response Percent	Response Count
Reduction in use		35.7%	25
Prohibition in Use		0.0%	0
Increased Use		4.3%	3
Re-bid contracts		8.6%	6
Additional approvals required		15.7%	11
No change		54.3%	38
Other (please specify)			4
		answered question	70
		skipped question	4

4. EHS Strategies: What strategies are you using to manage your EHS programs with fewer resources? (Check all that apply)			
		Response Percent	Response Count
Postponing new initiatives		40.3%	27
Re prioritizing all programs		59.7%	40
Cancelling new initiatives		9.0%	6
Eliminating voluntary actions		22.4%	15
No change in program management		28.4%	19
		Other (please specify)	12
		answered question	67
		skipped question	7





5. Future Impact: How long do you estimate the recession and budget reduction pressure will last?			
		Response Percent	Response Count
Academic Year 2009-2010 (Next year)		16.2%	12
Academic Year 2010-2011 (Two more years)		39.2%	29
Academic Year 2011-2012 (Three more years)		17.6%	13
Beyond AY 2012 (More than three years)		12.2%	9
Don't Know		14.9%	11
		Other (please specify)	3
		answered question	74
		skipped question	0








6. Staffing: Do you have adequate staff to meet current program obligations? (Full-time equivalent "FTE" includes employees and dedicated consultants)			
		Response Percent	Response Count
Current staff needs to be expanded		54.8%	40
Current staff is adequate		45.2%	33
		Other (please specify)	7
		answered question	73
		skipped question	1

7. New Programs: Are new programs and requirements getting the attention they need in light of limited resources?			
		Response Percent	Response Count
Very limited attention		28.4%	21
Limited attention		20.3%	15
Some attention		33.8%	25
Adequate attention		17.6%	13
		Other (please specify)	2
		answered question	74
		skipped question	0

8. Interdepartmental Cooperation: How are budget reductions impacting the ability of EHS to work with other departments on campus?			
		Response Percent	Response Count
Working cooperatively to avoid costs and be efficient		69.9%	51
Cooperation is difficult with limited resources		30.1%	22
Unable to cooperate with other departments		0.0%	0
Other (please specify)			6
answered question			73
skipped question			1

9. Budget Management Strategies Are there budget management strategies that you have found effective that you would be willing to share with other schools? If so, please describe below. (Information will only be attributed to your school with your permission. Effective strategies result in cost savings or cost avoidance without impacting critical services.)			
			Response Count
			18
answered question			18
skipped question			56

10. School Size: What is your approximate student enrollment?			
		Response Percent	Response Count
Under 5,000 students		21.6%	16
Between 5,000 and 10,000 students		17.6%	13
Between 10,000 and 20,000		33.8%	25
Over 20,000		27.0%	20
		<i>answered question</i>	74
		<i>skipped question</i>	0

11. Size of EHS Staff: How many EHS professionals do you have?			
		Response Percent	Response Count
One person shop		12.2%	9
Less than three FTEs (Full time equivalent)		17.6%	13
Between 4 and 7 FTEs		12.2%	9
Between 8 and 11 FTEs		8.1%	6
Between 12 and 15 FTEs		6.8%	5
Between 15-18 FTEs		4.1%	3
More than 20 FTEs		39.2%	29
		<i>answered question</i>	74
		<i>skipped question</i>	0

12. Please provide contact information so we can send you the survey results and invite you to participate in any follow-up c2e2 survey. Contact or institutional information will not be disclosed.

		Response Percent	Response Count
Name:	<input type="text"/>	98.5%	64
Title:	<input type="text"/>	98.5%	64
Email Address:	<input type="text"/>	100.0%	65
		<i>answered question</i>	65
		<i>skipped question</i>	9

13. Is your school currently a member of the Campus Consortium for Environmental Excellence (C2E2)?

		Response Percent	Response Count
Yes	<input type="text"/>	35.7%	25
No	<input type="text"/>	64.3%	45
		Other (please specify)	7
		<i>answered question</i>	70
		<i>skipped question</i>	4